



**District Report Card: 2017**


<b>State:</b> Gujarat	<b>District:</b> Chhotaudepur
<b>Class:</b> 3	<b>Subject:</b> Mathematics
<b>Schools:</b> 61	<b>Students:</b> 992


**Participation/Coverage**


**Students**

<div>GENDER</div> <div></div>	Boys		Girls	
	Number	%	Number	%
	468	47.18	524	52.82

<div>AREA</div> <div></div>	Rural		Urban	
	Number	%	Number	%
	963	97.08	29	2.92

<div>CATEGORY</div> <div></div>	SC		ST		OBC		GEN	
	Number	%	Number	%	Number	%	Number	%
	17	1.71	842	84.88	115	11.59	18	1.81

<div>CWSN</div> <div></div>	LD	VI	HI	S&LD	ID	Oth
	1	0	0	1	4	0

<div>Management</div> <div></div>	Government		Government-aided	
	Number	%	Number	%
	945	95.26	47	4.74

**Average Performance of Students in Mathematics (%)**

Overall	Gender		Area		Management		Social Group			
	Male	Female	Rural	Urban	Govt.	Aided	SC	ST	OBC	GEN
52.83	52.45	53.17	53.49	30.80	53.89	31.49	44.31	53.17	54.03	37.41

## Performance on Learning Outcomes (LOs)

Learning Outcomes	Description	Average Performance(%)
M301	Reads and writes numbers up to 999 using place value	51.07
M302	Compares numbers up to 999 based on their place values	67.94
M303	Solves simple daily life problems using addition and subtraction of three digit numbers with and without regrouping	44.92
M304	Constructs and uses the multiplication facts (up till 10) in daily life situations	51.97
M305	Analyses and applies an appropriate number operation in the situation/ context	47.98
M306	Explains the meaning of division facts by equal grouping/sharing and finds it by repeated subtraction	48.19
M309	Identifies and makes 2D-shapes by paper folding, paper cutting on the dot grid, using straight lines etc.	68.30
M311	Fills a given region leaving no gaps using a tile of a given shape	27.63
M312	Estimates and measures length and distance using standard units like centimeters or meters & identifies relationships	34.31
M317	Reads the time correctly to the hour using a clock/watch	62.50
M318	Extends patterns in simple shapes and numbers	48.15
M319	Records data using tally marks, represents pictorially and draws conclusions	69.25

Range of Performance of Students who Answered Correctly							
Below 30%		30% - 50%		50% - 75%		Above 75%	
Number	%	Number	%	Number	%	Number	%
167	16.83	293	29.54	349	35.18	183	18.45

## Lowest Performing Learning Outcomes (LOs)

- 1 - Fills a given region leaving no gaps using a tile of a given shape (27.63)
- 2 - Estimates and measures length and distance using standard units like centimeters or meters & identifies relationships (34.31)
- 3 - Solves simple daily life problems using addition and subtraction of three digit numbers with and without regrouping (44.92)
- 4 - Analyses and applies an appropriate number operation in the situation/ context (47.98)
- 5 - Extends patterns in simple shapes and numbers (48.15)